


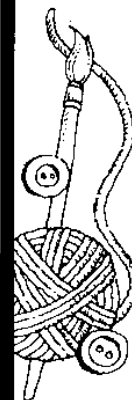
## BOOK PROJECTS SUPPLY LIST



Dear Parents,


As we begin our school year and prepare to launch our Book Projects program, I felt it would be a good idea to give you a list of all the supplies you will be needing throughout the entire program. That way, you can establish a "tool box" for you and your child to use. You'll be ready to dive in when the project requirements are sent home.

Please note that the list includes **basics** and **extras**. The first list has the essentials needed to complete each project. The second list includes items that your child can use to enhance his/her creation and make each project dazzling!



### BASICS

- crayons, pencils, and markers
- one shoebox
- one empty cardboard food canister
- one 8 1/2" x 12" or larger envelope
- two 8 1/2" x 11" sheets of paper
- glue
- scissors
- clear tape, duct tape, and masking tape
- stapler
- ruler
- construction paper (white and colored)
- posterboard
- one cardboard tube
- roll paper
- one wire hanger
- paper plate (9" diameter)
- recycled wrapping paper
- clean plastic bags



### EXTRAS

- ribbon and lace
- yarn
- raffia or textured twine
- small beads
- buttons
- fabric scraps
- metallic art pens
- corrugated cardboard
- paper with different textures, such as rice paper
- aluminum foil
- wax paper
- decorated papers or wallpaper scraps
- special markers or watercolor-style art pencils to lend added color and surface interest
- pinking shears or art-edging scissors

